

2875

Long Freight Train · A beautiful beginner set for anyone who would like to get started with a fully functional freight railroad · Among its exciting features:

- Realistic assortment of freight cars
- Locomotive with headlights and RELEX couplers
- Operating marker lights for rear car
- Switches and lots of track
- Prototypical operation

Track layout allows for oval running and switching · This set gives one a clear track into the fabulous world of model railroading



2875 184 x 76 cm (6' 1" x 2' 5-7/8")




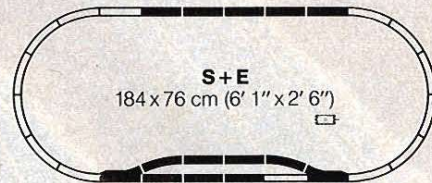
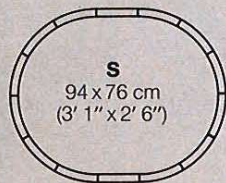
A nice way to extend this set is with the T1 and T2 sections of the SFT layout program shown on page 26.



SET Layout Program – the Easy Does It system

Start with the simple oval included with the beginner sets 2920 S, 2930 S (page 12) and 2950 (page 14). For the first extension select either the 5190 E (with manual switches) or the 5191 E (with remote control switches). The last three steps, the "T" steps, can be added in any order. The SET 5192 and 5193 can also be added to the track included with the beginner set 2875 (page 16).

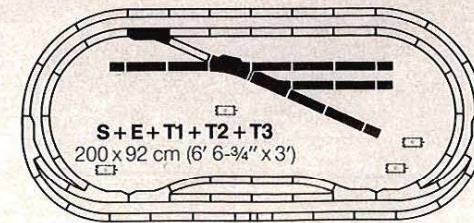
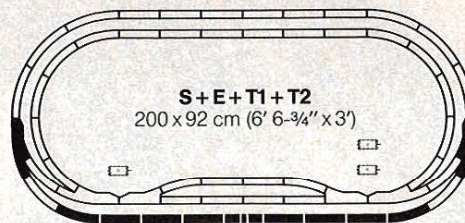
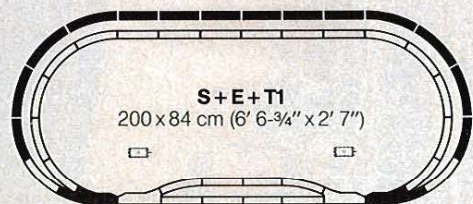
Track diagrams show step-by-step construction



5190 · Extension Set E · Includes: 10 straights, 2 curves, 1 pair of manual switches and instructions

5191 · Extension Set E · Includes: 10 straights, 2 curves, 1 pair of remote control switches, position control box, distribution strip, leads, socket, plugs and instructions

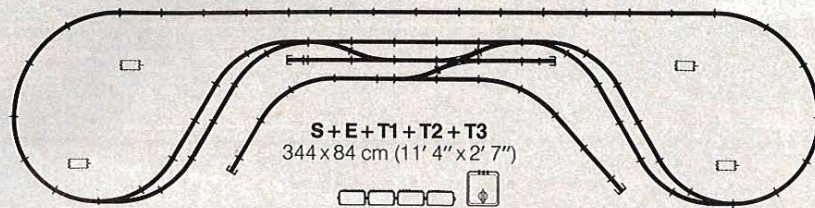
7298 · SET Toporama · Realistic landscape design · Multi-colored · Track layout printed on · Grass already glued on · Size 205 x 97 cm (6' 8-3/4" x 3' 2-1/4")



5192 · Double Track Set T1 · Includes: 6 straights, 8 curves, 1 pair of remote control switches, position control box, distribution strip, leads, sockets, plugs and instructions

5193 · Station Track Set T2 · Includes: 9 straights, 2 curves, 1 pair of remote control switches, position control box, distribution strip, leads, sockets, plugs and instructions

5194 · Yard Track Set T3 · Includes: 9 straights, 1 pair of remote control switches, 1 double slip switch, 4 bumpers, position control box, distribution strip, leads, sockets, plugs and instructions



The layout configurations possible with SET extensions are virtually unlimited. Shown here are some examples of layouts using the SETs. Extension sets

make wonderful gifts since **each** extension can be integrated into **any** existing layout.

