


















# STANDARD AND SPECIAL PARTS FOR MARKLIN METAL BUILDING SETS AND ELEX SETS

| New No. | Old No. | Description  |   |
|---------|---------|--|---|
| 10000   | 10      | Flat piece   | * |
| 10001   | 11      | Guide fork   | * |
| 10002   | 12      | Angle piece  |   |
|         |         |                             |   |
|         |         | 10011  |   |
| 10003   | 1/3     | Flat strip, 3 holes, 1 1/8 in.   |   |
| 10004   | 1/4     | Flat strip, 4 holes, 2 in.   |   |
| 10005   | 1/5     | Flat strip, 5 holes, 2 1/8 in.   |   |
| 10006   | 1/6     | Flat strip, 6 holes, 3 in.   |   |
| 10007   | 1/7     | Flat strip, 7 holes, 3 1/8 in.   |   |
| 10008   | 1/8     | Flat strip, 8 holes, 4 in.   |   |
| 10009   | 1/9     | Flat strip, 9 holes, 4 1/8 in.   |   |
| 10010   | 1/10    | Flat strip, 10 holes, 5 in.  |   |
| 10011   | 1/11    | Flat strip, 11 holes, 5 1/8 in.  |   |
| 10013   | 1/13    | Flat strip, 13 holes, 6 1/8 in.  |   |
| 10015   | 1/15    | Flat strip, 15 holes, 7 1/8 in.  |   |
| 10017   | 1/17    | Flat strip, 17 holes, 8 1/8 in.  |   |
| 10019   | 1/19    | Flat strip, 19 holes, 9 1/8 in.  |   |
| 10021   | 1/21    | Flat strip, 21 holes, 10 1/8 in.   |   |
| 10023   | 1/23    | Flat strip, 23 holes, 11 1/8 in.   |   |
| 10025   | 1/25    | Flat strip, 25 holes, 12 1/8 in.   |   |
| 10040   | 47      |  Double angle.             |   |
| 10041   | 47 b    |  Triple angle.            |   |
| 10042   | 47 a    |  Double angle.            |   |
| 10044   | 44      |  Bearing fork, less bush. |   |

| New No. | Old No. | Description  |  |
|---------|---------|--|--|
| 10045   | 45/5    |  Bearing block, 5 holes. |  |
| 10046   | 46      |  Bearing strap.          |  |
| 10047   | 45/7    |  Bearing block, 7 holes. |  |
|         |         |  10055                   |  |
| 10055   | 111/5   | Flat strip, 5 holes 2 1/8 in., with end holes oval.  |  |
| 10057   | 111/7   | Flat strip, 7 holes, 3 1/4 in., with end holes oval.   |  |
|         |         |                          |  |
| 10059   | 128/9   | Adjusting strip, 9 holes.  |  |
|         |         |  10067                 |  |
| 10064   | 60/4    | Connecting strap, 4 holes.   |  |
| 10065   | 60/5    | Connecting strap, 5 holes.   |  |
| 10066   | 60/5M   | Connecting strap, (brass, nickel-plated)   |  |
| 10067   | 60/7    | Connecting strap, 7 holes.   |  |
| 10069   | 60/9    | Connecting strap, 9 holes.   |  |
| 10071   | 60/11   | Connecting strap, 11 holes.  |  |
|         |         |  10111                 |  |

| New No. | Old No. | Description  |  |
|---------|---------|--|--|
| 10102   | 8/2     | Angle, 2 holes, 1 in.  |  |
| 10103   | 8/3     | Angle, 3 holes, 1 1/8 in.  |  |
| 10104   | 8/4     | Angle, 4 holes, 2 in.  |  |
| 10105   | 8/5     | Angle, 5 holes, 2 1/8 in.  |  |
| 10106   | 8/6     | Angle, 6 holes, 3 in.  |  |
| 10107   | 8/7     | Angle, 7 holes, 3 1/8 in.  |  |
| 10108   | 8/8     | Angle, 8 holes, 4 in.  |  |
| 10109   | 8/9     | Angle, 9 holes, 4 1/8 in.  |  |
| 10110   | 8/10    | Angle, 10 holes, 5 in.   |  |
| 10111   | 8/11    | Angle, 11 holes, 5 1/8 in.   |  |
| 10113   | 8/13    | Angle, 13 holes, 6 1/8 in.   |  |
| 10115   | 8/15    | Angle, 15 holes, 7 1/8 in.   |  |
| 10117   | 8/17    | Angle, 17 holes, 8 1/8 in.   |  |
| 10119   | 8/19    | Angle, 19 holes, 9 1/8 in.   |  |
| 10121   | 8/21    | Angle, 21 holes, 10 1/8 in.  |  |
| 10123   | 8/23    | Angle, 23 holes, 11 1/8 in.  |  |
| 10125   | 8/25    | Angle, 25 holes, 12 1/8 in.  |  |
| 10133   | 83/3    |  End plate, oblique.        |  |
| 10134   | 83/4    |  End plate, rectangular.    |  |
| 10144   | 82/4    |  Joint plate, oblique.      |  |
| 10146   | 82/6    |  Joint plate, rectangular. |  |
|         |         |  10161                    |  |
| 10152   | 108/2   | Flat strip, double row, 2 holes, 1 in.   |  |
| 10153   | 108/3   | Flat strip, double row, 3 holes, 1 1/8 in.   |  |
| 10154   | 108/4   | Flat strip, double row, 4 holes, 2 in.   |  |
| 10155   | 108/5   | Flat strip, double row, 5 holes, 2 1/8 in.   |  |
| 10156   | 108/6   | Flat strip, double row, 6 holes, 3 in.   |  |
| 10157   | 108/7   | Flat strip, double row, 7 holes, 3 1/8 in.   |  |
| 10158   | 108/8   | Flat strip, double row, 8 holes, 4 in.   |  |
| 10159   | 108/9   | Flat strip, double row, 9 holes, 4 1/8 in.   |  |
| 10160   | 108/10  | Flat strip, double row, 10 holes, 5 in.  |  |

\* Special parts not contained in current Metal Building Sets but highly increasing their building possibilities

\* These items are supplied only in lots of ten.















| New No. | Old No. | Description  |
|---------|---------|--|
| 10161   | 108/11  | Flat strip, double row, 11 holes, $5\frac{5}{8}$ in.         |
| 10163   | 108/13  | Flat strip, double row, 13 holes, $6\frac{5}{8}$ in.         |
| 10165   | 108/15  | Flat strip, double row, 15 holes, $7\frac{5}{8}$ in.         |
| 10167   | 108/17  | Flat strip, double row, 17 holes, $8\frac{5}{8}$ in.         |
| 10169   | 108/19  | Flat strip, double row, 19 holes, $9\frac{5}{8}$ in.         |
| 10171   | 108/21  | Flat strip, double row, 21 holes, $10\frac{5}{8}$ in.        |
| 10173   | 108/23  | Flat strip, double row, 23 holes, $11\frac{5}{8}$ in.        |
| 10175   | 108/25  | Flat strip, double row, 25 holes, $12\frac{5}{8}$ in.        |
| 10200   | 19      | Crank handle, $6\frac{3}{4}$ in.                             |
| 10201   | 199     | Crankshaft, single throw, 4 in.                              |
| 10202   | 199a    | Crankshaft, double throw, $5\frac{5}{8}$ in.                 |
| 10203   | 13/3    | Shaft, $1\frac{1}{4}$ in.                                    |
| 10205   | 13/5    | Shaft, 2 in.   |
| 10207   | 13/7    | Shaft, $2\frac{1}{4}$ in.                                    |
| 10209   | 13/9    | Shaft, $3\frac{5}{8}$ in.                                    |
| 10211   | 13/11,5 | Shaft, $4\frac{5}{8}$ in.                                    |
| 10213   | 13/13   | Shaft, $5\frac{1}{4}$ in.                                    |
| 10215   | 13/15   | Shaft, 6 in.   |
| 10220   | 13/20   | Shaft, 8 in.   |
| 10230   | 13/30   | Shaft, 12 in.  |
| 10257   | 98/7    | Lead screw with guide yoke, $2\frac{3}{4}$ in.               |
| 10259   | 98/9    | Lead screw with guide yoke, $3\frac{5}{8}$ in.               |
| 10261   | 98/11,5 | Lead screw with guide yoke, $4\frac{5}{8}$ in.               |
| 10265   | 98/15   | Lead screw with guide yoke, 6 in.                            |
| 10270   | 98/20   | Lead screw with guide yoke, 8 in.                            |
| 10280   | 98/30   | Lead screw with guide yoke, 12 in.                           |
| 10312   | 23      | Cord drive pulley less setscrew, $\frac{1}{2}$ in. diameter. |





| New No. | Old No. | Description  |
|---------|---------|--|
| 10325   | 22      | Cord drive wheel with setscrew, 1 in. diameter.                                  |
| 10327   | 22 K    | Cord drive wheel with dog clutch and two setscrews.                              |
| 10336   | 20      | Flanged wheel with cord drive groove and set-screw, $1\frac{1}{2}$ in. diameter. |
| 10338   | 21      | Perforated cord drive wheel with setscrew, $1\frac{9}{16}$ in. diameter.         |
| 10350   | 21a     | Perforated cord drive wheel with set-screw, 2 in. diameter                       |
| 10365   | 67      | Circular plate with setscrew, $2\frac{5}{8}$ in. diameter.                       |
| 10380   | 66/8    | Circular plate without setscrew, $3\frac{1}{4}$ in. diameter.                    |
| 10395   | 66/9,5  | Circular plate without setscrew, $3\frac{3}{4}$ in. diameter.                    |
| 10396   | 66b     | Circular plate (in two parts) $3\frac{3}{4}$ in. diameter.                       |

| New No. | Old No. | Description   |
|---------|---------|---|
| 10438   | 27/38   | Gear wheel with setscrew, 38 teeth, 1 in. diameter.                               |
| 10450   | 27/50   | Gear wheel with setscrew, 50 teeth, $1\frac{1}{8}$ in. diameter.                  |
| 10457   | 27/57   | Gear wheel with setscrew, 57 teeth, $1\frac{1}{8}$ in. diameter.                  |
| 10575   | 31/75   | Large gear wheel with two setscrews, 75 teeth, 2 in. diameter.                    |
| 10595   | 31/95   | Large gear wheel with two setscrews, 95 teeth, $2\frac{5}{8}$ in. diameter.       |
| 10598   | 31/120  | Large gear wheel with two setscrews, 120 teeth, $3\frac{1}{4}$ in. diameter       |
| 10625   | 28/25   | Crown wheel with setscrew, 25 teeth, $\frac{3}{4}$ in. diameter.                  |
| 10650   | 28/50   | Crown wheel with setscrew. 50 teeth, $1\frac{1}{2}$ in. diameter.                 |
| 10719   | 25/19   | Pinion with setscrew, 19 teeth, $\frac{9}{16}$ in. diameter.                      |
| 10721   | 25/19K  | Pinion with dog clutch and two setscrews, 19 teeth, $\frac{9}{16}$ in. diameter.  |
| 10725   | 25/25   | Pinion with setscrew, 25 teeth, $\frac{11}{16}$ in. diameter.                     |
| 10727   | 25/25K  | Pinion with dog clutch and two setscrews, 25 teeth, $\frac{11}{16}$ in. diameter. |
| 10730   | 25/30   | Pinion with setscrew, 30 teeth, $\frac{7}{8}$ in. diameter.                       |
| 10830   | 58/30   | Bevel gear with setscrew, 30 teeth, $\frac{3}{4}$ in. diameter.                   |
| 10860   | 58/60   | Bevel gear with setscrew, 60 teeth, $1\frac{1}{2}$ in. diameter.                  |













| New No. | Old No.   | Description   |
|---------|-----------|---|
| 10900   | 33a       |  Pawl, small.  |
| 10901   | 33        |  Pawl, large.  |
| 10910   | 32        |  Worm with setscrew, $\frac{5}{8}$ in. diameter.   |
| 10914   | 22/14     |  Universal gear wheel with cord drive groove and setscrew, 14 teeth, 1-1/16th. in. diameter. |
| 10915   | 91/66     |  10915<br>Gear ring for bevel wheel to mesh with No. 10,395, 42 teeth.                       |
| 10916   | 91/96     |  10940<br>Gear ring for bevel wheel to mesh with No. 11,015, 71 teeth.                       |
| 10918   | 89/22     | Gear ring for part No. 10,325, 18 teeth.  |
| 10925   | 89/21     | Gear ring for part No. 10,338, 25 teeth.  |
| 10931   | 89/21a    | Gear ring for part No. 10,350, 31 teeth.  |
| 10940   | 89/67     | Gear ring for part No. 10,365, 40 teeth.  |
| 10948   | 89/66/8   | Gear ring for part No. 10,380, 48 teeth.  |
| 10957   | 89/66/9.5 | Gear ring for parts Nos. 10,395 and 10,396, 57 teeth.   |
| 10988   | 89/96     | Gear ring for part No. 11,015, 88 teeth.  |
| 10992   | 89/68     | Gear ring for part No. 11,095, 112 teeth.   |
| 11015   | 96        |  11015<br>Large wheel, 6 in. diameter.   |




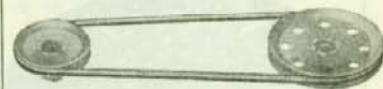
| New No. | Old No. | Description  |
|---------|---------|--|
| 11025   | 208     |  Hand wheel with set-screw, 1 in. diameter.                |
| 11036   | 24      |  Perforated disc wheel with setscrew, 1-7/16 in. diameter. |
| 11059   | 59      |  Adjusting collar with screw.                              |
| 11070   | 69      |  Spoked wheel (less handle No. 11,780).                    |
| 11095   | 68      |  Large ring, 7 $\frac{3}{4}$ in. diameter.                |
| 11105   | 81/5    | Railing strip, 5 holes, 2 $\frac{5}{8}$ in.  |
| 11107   | 81/7    | Railing strip, 7 holes, 3 $\frac{5}{8}$ in.  |
| 11111   | 81/11   | Railing strip, 11 holes, 5 $\frac{5}{8}$ in.   |
| 11117   | 81/17   | Railing strip, 17 holes, 8 $\frac{5}{8}$ in.   |
| 11125   | 81/25   | Railing strip, 25 holes, 12 $\frac{1}{4}$ in.  |










| New No. | Old No. | Description  |
|---------|---------|--|
| 11223   |         |  11223  |
| 11211   | 30/11   | Sprocket with one setscrew, 11 teeth, $\frac{3}{4}$ in. diameter.  |
| 11223   | 30/23   | Sprocket with one setscrew, 23 teeth, 1 $\frac{1}{2}$ in. diameter.  |
| 11246   | 30/46   | Sprocket with two setscrews, 46 teeth, 2 $\frac{1}{2}$ in. diameter.   |
| 11311   |         |  11311  |
| 11302   | 50/2    | Rectangular plate, upturned, two holes long, three holes wide, 1 in. by 1 $\frac{5}{8}$ in.  |
| 11303   | 50/3    | Rectangular plate, upturned, three holes long, three holes wide, 1 $\frac{1}{4}$ by 1 $\frac{5}{8}$ in.  |
| 11305   | 50/5    | Rectangular plate, upturned, five holes long, three holes wide, 2 $\frac{3}{8}$ by 1 $\frac{5}{8}$ in.   |
| 11307   | 50/7    | Rectangular plate, upturned, seven holes long, three holes wide, 3 $\frac{3}{8}$ by 1 $\frac{5}{8}$ in.  |
| 11311   | 50/11   | Rectangular plate, upturned, eleven holes long, three holes wide, 5 $\frac{5}{8}$ by 1 $\frac{5}{8}$ in.   |
| 11320   | 52      |    |
| 11321   | 52 M    | Rectangular plate, upturned, eleven holes long, five holes wide, 5 $\frac{5}{8}$ by 2 $\frac{3}{8}$ in. (Brass, nickel-plated).  |
| 11330   | 53      |  Rectangular plate, upturned, five holes long, seven holes wide, 2 $\frac{3}{8}$ by 3 $\frac{3}{8}$ in. |













| New No. | Old No. | Description   |
|---------|---------|---|
| 11340   | 54      |  <p>Sector plate.</p>  <p>11352</p>                     |
| 11350   | 152     | Rectangular plate, flat, eleven holes long, seven holes wide, $5\frac{1}{8}$ by $3\frac{3}{8}$ in.  |
| 11351   | 153/5   | Rectangular plate, flat, five holes long, five holes wide, $2\frac{1}{8}$ by $2\frac{1}{8}$ in.   |
| 11352   | 153/9   | Rectangular plate, flat, nine holes long, five holes wide, $4\frac{3}{8}$ by $2\frac{1}{8}$ in.   |
| 11353   | 153/11  | Rectangular plate, flat, eleven holes long, five holes wide, $5\frac{1}{8}$ by $2\frac{1}{8}$ in.   |
| 11354   | 154     |  <p>Sector plate, flat.</p>  <p>11356</p> <p>11355</p> |
| 11355   | 155a    | Combination plate with strap plates.  |
| 11356   | 155b    | Combination plate without strap plates.   |
| 11357   | 156     |  <p>Combination plate.</p>   |
| 11358   | 112     |  <p>Gearbox.</p>   |

| New No. | Old No. | Description  |
|---------|---------|--|
| 11359   | 112a    |  <p>Gear plate, rectangular, <math>3\frac{1}{4}</math> x <math>1\frac{1}{8}</math> in.</p> |
| 11360   | 113     |  <p>Gear plate, triangular.</p>  |
| 11361   | 153b    | Rectangular plate as 11351, but one side turned up, $2\frac{1}{8}$ by 2 in.  |
| 11405   | 163/5   | Cover plate, rectangular, five holes long, three holes wide, $2\frac{1}{8}$ by $1\frac{1}{8}$ in.  |
| 11407   | 163/7   | Cover plate, rectangular, seven holes long, three holes wide, $3\frac{5}{8}$ by $1\frac{1}{8}$ in.   |
| 11409   | 163/9   | Cover plate, rectangular, nine holes long, three holes wide, $4\frac{3}{8}$ by $1\frac{1}{8}$ in.  |
| 11411   | 163/11  | Cover plate, rectangular, eleven holes long, three holes wide, $5\frac{1}{8}$ by $1\frac{1}{8}$ in.  |
| 11415   | 165/5   | Cover plate, rectangular, five holes long, five holes wide, $2\frac{1}{8}$ by $2\frac{1}{8}$ in.   |
| 11417   | 165/7   | Cover plate, rectangular, seven holes long, five holes wide, $3\frac{5}{8}$ by $2\frac{1}{8}$ in.  |
| 11419   | 165/9   | Cover plate, rectangular, nine holes long, five holes wide, $4\frac{3}{8}$ by $2\frac{1}{8}$ in.   |
| 11421   | 165/11  | Cover plate, rectangular, eleven holes long, five holes wide, $5\frac{1}{8}$ by $2\frac{1}{8}$ in.   |
| 11425   | 165/25  | Cover plate, rectangular, twenty-five holes long, five holes wide, $12\frac{3}{4}$ by $2\frac{1}{8}$ in.   |
| 11430   | 167/25  | Cover plate, rectangular, twenty-five holes long, seven holes wide, $12\frac{3}{4}$ by $3\frac{5}{8}$ in.  |
| 11411   |         |  <p>11411</p>  |
| 11425   |         |  <p>11425</p>   |

| New No. | Old No. | Description  |
|---------|---------|--|
| 11430   |         |  <p>11430</p>                             |
| 11431   |         |  <p>11431</p>                             |
| 11431   | 174a    | Cover plate, V-shaped, five and three holes wide.  |
| 11432   | 174     | Cover plate, V-shaped, seven and five holes wide.  |
| 11435   | 175/5   | Cover plate, semi-circular, diameter five holes.   |
| 11437   | 175/7   | Cover plate, semi-circular, diameter seven holes.  |
| 11440   | 180     | Cover plate (rectangle), $12\frac{3}{4}$ by $5\frac{1}{8}$ in. without hole.   |
| 11500   | 40      |  <p>Driving cord, hank 13 ft. long.</p> |
| 11515   | 55/15   | Spiral wire driving belt, 6 in. long.  |
| 11527   | 55/27   | Spiral wire driving belt, $10\frac{3}{4}$ in. long.  |
| 11538   | 55/38   | Spiral wire driving belt, $15\frac{3}{8}$ in. long.  |
| 11545   | 55/45   | Spiral wire driving belt, 18 in. long.   |
| 11545   |         |  <p>11545</p>                           |








| New No.            | Old No. | Description  |
|--------------------|---------|--|
| 11605              | 110/5   |  11605<br>Curved strip, fitting hole spacing 5, 2 <sup>3</sup> / <sub>8</sub> in. long. |
| 11607              | 110/7   | <br>Curved strip, fitting hole spacing 7, 3 <sup>3</sup> / <sub>8</sub> in. long.       |
| 11611 <sup>■</sup> | 97/11   |  11615<br>Rack, fitting hole spacing 11, 5 <sup>5</sup> / <sub>8</sub> in. long.        |
| 11615 <sup>■</sup> | 97/25   | Rack, fitting hole spacing 25, 12 <sup>3</sup> / <sub>8</sub> in. long.  |
| 11621 <sup>■</sup> | 109/21  |  11630<br>Ladder, 8 <sup>3</sup> / <sub>8</sub> in. long.                               |
| 11630 <sup>■</sup> | 109/30  | Ladder, 12 in. long.   |
| 11631              | 131 a   |  11632<br>Bearing plate, flat.  |
| 11632              | 131     | Bearing plate, upturned.   |
| 11640              | 1302    | <br>Coil, complete with 20-in. cable and plug connector.                               |
| 11651              | 1302 a  |  14003<br>Core.   |
| 11652              | 1302 b  |  11652<br>Sleeve.   |
| 11653              | 1302 c  |  11651 14003<br>Connecting screws.  |

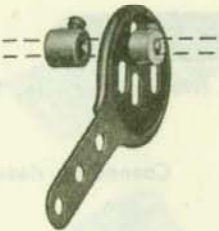









| New No.            | Old No.  | Description  |
|--------------------|----------|--|
| 11655              | 1306/5   | <br>Fibre strip, five holes, 2 <sup>3</sup> / <sub>8</sub> in. long. |
| 11656              | 1310     | <br>Connecting sleeve.   |
| 11660              | 1311     | <br>Cable, 20 in. long, with plugs.                                  |
| 11665              | 1312/16  |  11665<br>Commutator, with brush holder, complete.                   |
| 11675              | 1312/1 Z | Kit of spares (carbon brushes, brush springs, copper wire).  |
| 11680 <sup>■</sup> | 211 bl   |  11685<br>Jar of blue paint.  |
| 11685 <sup>■</sup> | 211 gn   | Jar of green paint.  |
| 11690 <sup>■</sup> | 211 rt   | Jar of red paint.  |
| 11700              | 34       |  11700<br>Set spanner, D. E.                                       |
| 11702              | 35       |  11702<br>Clamping sleeve. *                                       |
| 11703              | 35 a     |  11703<br>Clamping sleeve. *                                       |





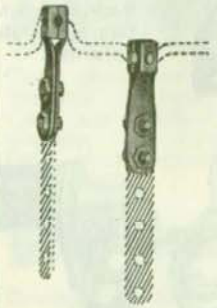


| New No.            | Old No. | Description  |
|--------------------|---------|--|
| 11704              | 56      | <br>Crank arm with strip 10 003 and setscrew.   |
| 11706              | 41 a    | <br>Propeller (aluminium) with setscrew.        |
| 11708 <sup>■</sup> | 41 b    | <br>Propeller (aluminium).                      |
| 11709              | 42      | <br>Chain, 13ft. pack.                          |
| 11711              | 43      | <br>Tension spring.                             |
| 11712              | 51      |  11712<br>Sliding eye.                          |
| 11713              | 57      |  11713<br>Crane hook.                          |
| 11714              | 61      |  11714<br>Windmill sails.                     |
| 11716              | 62      |  11716<br>Crank handle with setscrew          |
| 11718              | 63      |  11718<br>Coupling sleeve with six setscrews. |






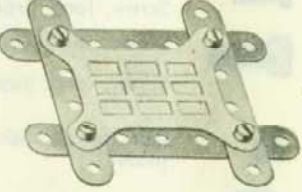
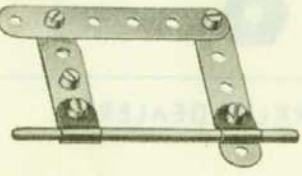


\* These parts supplied in lots of ten only.




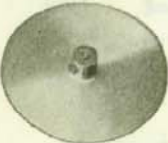



















| New No. | Old No. | Description  |   |
|---------|---------|--|---|
| 11720   | 65      |  Worm housing.                |   |
| 11721   | 65a     |  Bearing strip.               |   |
| 11722   | 84      |  Withdrawal fork.             |   |
|         |         |                               |   |
| 11723*  | 85a     | Pasteboard, 13 <sup>3</sup> / <sub>8</sub> by 6 in., plain, black.   |   |
| 11724*  | 85b     | Pasteboard, 13 <sup>3</sup> / <sub>8</sub> by 6 in., corrugated.   |   |
| 11725*  | 85c     | Pasteboard, 13 <sup>3</sup> / <sub>8</sub> by 6 in., brickwork.  |   |
| 11726*  | 85d     | Pasteboard, 13 <sup>3</sup> / <sub>8</sub> by 6 in., roofing.  |   |
| 11727   | 87      |  Plain washer.              | * |
| 11730*  | 88a     |  Bearing support, flat.     |   |
| 11731   | 88      |  Bearing support, upturned. |   |
|         |         | 11731  |   |
| 11735*  | 90      | Eccentric with bush and setscrew.  |   |

| New No. | Old No. | Description  |  |
|---------|---------|--|--|
|         |         |  11735   |  |
| 11740*  | 92      |  Hinge joint.  |  |
| 11743*  | 93      |  Circular saw with setscrew, 2 <sup>3</sup> / <sub>8</sub> in. diameter (metal). |  |
| 11745   | 94      |  Joint.  |  |
| 11747   | 39      |  Driving chain, 39 in. long.   |  |
| 11750*  | 95      |  Ball bearing, 2 <sup>1</sup> / <sub>2</sub> in. diameter.                      |  |
| 11760*  | 114a    |  Connecting yoke, flat.  |  |
| 11761*  | 114     |  Connecting yoke, upturned.  |  |
| 11762*  | 115a    |  Connecting support, flat.   |  |
| 11763*  | 115     |  Connecting support, upturned.   |  |









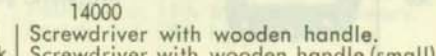



| New No. | Old No. | Description   |  |
|---------|---------|---|--|
|         |         |  11765   |  |
| 11764*  | 116a    | Connecting member, flat.  |  |
| 11765   | 116     | Connecting member, upturned.  |  |
| 11766*  | 117     |  Connecting strap.                                       |  |
| 11767*  | 118     |  Connecting fork.  |  |
| 11768*  | 119     |  Wheel boss, 1 <sup>1</sup> / <sub>2</sub> in. diameter. |  |
| 11772*  | 120     |  Connecting rod big end (two parts).                    |  |
| 11775*  | 121     |  Corner (angle) piece.                                 |  |
| 11776   | 122     |  Crank with counterweight and setscrew.                |  |









| New No. | Old No. | Description  |
|---------|---------|--|
| 11780   | 124     |  Handle with nut (to use with spoked wheel 11070) |
| 11782   | 125     |  Coil holder.                                     |
| 11785   | 129     |  Angle strap.                                     |
| 11786   | 130     |  Butt strap.                                      |
| 11787   | 123     |  Cam with boss and setscrew.                      |
| 11790   | 132     |  Window.  |
| 11791   | 133     |  Shaft holder (two parts).                      |
| 11793   | 210     |  Ball joint.                                    |
| 11796   | 1304    |  Bearing bracket with 20-volt bulb.             |









| New No. | Old No. | Description   |
|---------|---------|---|
| 12000   | 540     |  Telephone complete.            |
| 12020   | 539     |  Insulating tube.               |
| 12021   | 541     |  Iron plate.                    |
| 12022   | 542     |  Aluminium disc with setscrew.  |
| 12025   | 543     |  Condenser, with eyes.          |
| 12030   | 544     |  Induction coil, small.        |
| 12035   | 545     |  Contact spring, flat.        |
| 12036   | 546     |  Contact spring, curved.      |
| 12040   | 547     | Resistance wire, 0.15 mm diameter.  |
| 12042   | 548     | Resistance wire, 0.35 mm diameter.  |
| 12044   | 549     | Enamelled wire, 0.15 mm diameter.   |
| 12046   | 550     | Enamelled wire, 0.40 mm diameter with eyes.   |
| 12050   | 551     |  Magnetic needle, vertical.   |
| 12055   | 552     |  Magnetic needle, horizontal. |

| New No. | Old No. | Description  |
|---------|---------|--|
| 12057   | 553     |  Point, with nut.   |
| 12060   | 556     |  Holder with bearing bracket. (as 11796 but with larger fitting). |
| 12065   | 560/15  | Cable, 6 in. long.   |
| 12075   | 560/25  | Cable, 10 in. long.  |
| 12100   | 560/100 | Cable, 40 in. long.  |
| 12101   | 563     |  Key switch.  |
| 12108   | 564     |  Bearing angle.   |
| 12109   | 565     |  Magnetic coil.   |
| 12115   | 566     |  Iron core.   |
| 12116   | 567     |  Magnetic yoke.  |
| 12117   | 569     |  Stylus holder (two parts).                                     |
| 12120   | 571     |  Paper feed.  |
| 12122   | 572     |  Spiral spring.   |
| 12123   | 573     |  Hammer with contact-breaker.                                   |



| New No. | Old No.  | Description   |   |
|---------|----------|---|---|
| 12130   | 574      |  Contact holder with platinum-silver pin.        |   |
| 12135   | 575      |  Knob without cable                              |   |
| 12140   | 576      |  Bell hammer                                     |   |
| 12141   | 578      |  Field yoke.                                     |   |
| 12142   | 579      |  Armature  |   |
| 12152   | 580      |  Brush holder.                                   |   |
| 12155   | 581      | Iron filings in box   |   |
| 12158   | 13491 H0 |  Intermediate plug (from size HO to O)           |   |
| 14000   | 36 H     |  14000 Screwdriver with wooden handle.          |   |
| 14001   | 36 Hk    |  14001 Screwdriver with wooden handle (small). |   |
|         |          |  14010 14003 14010 14004 14013 14014           |   |
| 14002   | 37 ka    | Screw, short, 1/8rd. inch long.   | * |
| 14003   | 37 a     | Screw, 1/2 inch. long.  | * |
| 14004   | 38 a     | Screw, 1 inch long.   | * |
| 14010   | 37 b     | Nut, fits all screws.   | * |
| 14012   | 37 k     | Screw, short, with nut, 1/8rd. inch long.   | * |
| 14013   | 37       | Screw, with nut, 1/2 in. long.  | * |
| 14014   | 38       | Screw, with nut, 1 in. long.  | * |
| 14020   | 206      |  Setscrew, small                               | * |
| 14021   | 207      |  Setscrew, large                               | * |

| New No. | Old No.       | Description  |   |
|---------|---------------|--|---|
| 14025   | 209/22        |  Car tyres, fitting 10,325 and 10,914. |   |
| 14036   | 209/20        |  Car tyres, fitting 10,336.            |   |
| 14050   | 209/21a       |  Car tyres, fitting 10,350.            |   |
| 14070   | 554           |  Horseshoe magnet with keeper.         |   |
| 14072   | 555           |  Nail.                                 |   |
| 14073   | 557/3 1/2     | Electric bulb, 3 1/2-volt.   |   |
| 14074   | 568           |  Stylus.                               |   |
| 14075   | 570           |  Paper roll.                           |   |
| 14076   | 577           |  Bell gong.                           |   |
| 14110   | 86/10         | Clip, 3/8 in. long.  | * |
| 14120   | 86/20         | Clip, 1/2 in. long.  | * |
| 14130   | 86/30         | Clip, 3/4 in. long.  | * |
| 14150   | 150 a         | Sheet metal case without hinge wire.   |   |
| 14151   | 150 b         | Sheet metal case with hinge wire.  |   |
| 14910   | 170           | Building set booklet for sets 1009 & 1010.   |   |
| 14911   | 170 German    | Building set booklet for sets 1009 & 1010.   |   |
| 14912   | 170 English   | Building set booklet for sets 1009 & 1010.   |   |
| 14913   | 170 French    | Building set booklet for sets 1009 & 1010.   |   |
| 14914   | 170 Spanish   | Building set booklet for sets 1009 & 1010.   |   |
| 14915   | 170 Italian   | Building set booklet for sets 1009 & 1010.   |   |
| 14917   | 170 Swedish   | Building set booklet for sets 1009 & 1010.   |   |
| 14920   | 170 Dutch     | Building set booklet for sets 1011 & 1012.   |   |
| 14921   | 171 a German  | Building set booklet for sets 1011 & 1012.   |   |
|         | 171 a English |  |   |

| New No.  | Old No.       | Description  |   |
|--|---------------|--|---|
| 14922  | 171 a French  | Building set booklet for sets 1011 & 1012.   |   |
| 14923  | 171 a Spanish | Building set booklet for sets 1011 & 1012.   |   |
| 14924  | 171 a Italian | Building set booklet for sets 1011 & 1012.   |   |
| 14930  | 171 b German  | Building set booklet for sets 1013-1015.   |   |
| 14940  | 598           | Pages for insertion in text in the following languages: English, 14,931; French, 14,932; Spanish, 14,933; Italian, 14,934 and Swedish, 14,935. |   |
| 14950  | 597           | Cut-out sheet.   |   |
| 14951  | 597 German    | Instruction Book.  |   |
| 14952  | 597 French    | Instruction Book.  |   |
| 14957  | 597 Dutch     | Instruction Book.  |   |
| 14960  | 599           | Cut-out sheet.   |   |
| 14961  | 599 German    | Cut-out sheet.   |   |
| 14962  | 599 English   | Cut-out sheet.   |   |
| 72126  | 537           |  Fibre washer.  | * |
| 72134  | 536 M         |  Washer (brass, nickel-plated).                             | * |
| 75100  | 538 ka        |  Screw, short (iron).                                       | * |
| 75101  | 538 a         |  Screw, long (iron).  | * |
| 75653  | 37 ka MS      |  Screw, short (brass).                                      | * |
| 75655  | 37 a MS       |  Screw, long (brass).                                       | * |
| 75720  | 538 b         |  Nut (brass, nickel-plated).                                | * |
| 75770  | 37 b MS       |  Nut (brass).  | * |
| YOUR MÄRKLIN DEALER:   |               |  |   |
| <p><b>Carl Sasse K.G.</b><br/> Wuppertal - Eibeford<br/> Herzogstraße 44</p> |               |  |   |